



Old Fashioned Turkey Stuffing

Turkey is one of the nicest presents that the Old World received from the New.

Turkey dinners used to follow successful turkey shoots. Wild turkeys which were extremely swift-footed abounded in the area of the Plymouth Plantation.

Today we know nothing of the skill that our forefathers required to successfully stalk a "turkie". All we have to do to produce a turkey dinner is visit our local supermarket and buy a fresh or frozen bird (even boneless!) which can be ready for dinner in three hours.

But time hasn't changed the idea of serving a dressing with a roasted turkey. However, today there are more convenient ways of making the stuffing.

Today we have stuffing mixes — seasoned or plain — bread cubes and bread crumbs which makes preparing old-time flavored stuffing easier.

It was and still is not uncommon to serve two or three kinds of dressing with the bird. This is a good idea if you are serving a buffet dinner to people with a variety of tastes. All of these dressings can be made in a casserole and cooked alongside the turkey.

Plowing Match Executive



Seated (left to right): Clifford Yule, 2nd Vice-President; Jack Taylor, President; Donald Greenlees, Immediate Past President; Delno Jerney, 1st Vice-President; E. A. Starr, Secretary-Manager. Standing (left to right): Russell Gomme, Max Steadman, John Stephen, Edward Eddy, Len Jefferson, Alvin Mark, Joe Slattery, Arthur Peppin.

Old Fashioned Poultry Dressing

Enough for 3-4 pound bird

- | | |
|------------------------------------|---|
| turkey or chicken giblets, chopped | 2 cups mashed potatoes |
| 1 cup pure pork sausage, browned | 1/4 cup chopped parsley |
| 1/4 cup melted butter | 1/4 cup chopped celery |
| 2 tablespoons chopped onion | 1 teaspoon poultry seasoning |
| 2 cups bread crumbs | 1 cup sliced mushrooms (optional) |
| | Combine all ingredients; if dressing is too dry, moisten with milk. |

Oyster Stuffing

Yield: 6-1/4 cup servings

- | | |
|-------------------------------|--|
| 1/2 cup butter or margarine | 1 cup coarsely chopped, drained oysters |
| 1/2 cup chopped onion | Sauté onion and celery in butter until transparent, combine with next 3 ingredients. |
| 1 cup chopped celery | Blend in next 2 ingredients; add oysters. Pack into a 1 1/2 quart casserole; cover and bake in a 350°F. oven 45 minutes. |
| 1 teaspoon salt | |
| 1/4 teaspoon pepper | |
| 2 quarts 1/2 inch bread cubes | |
| 1 tablespoon lemon juice | |
| 1/4 cup hot water | |

"There's no place like"



Please bring your Car Keys to the Home Display

located on Harewood Boulevard and take

advantage of our plowing match special

Haldimand County Attractions For IPM Visitors

Haldimand County, located in the very heart of beautiful Niagara Peninsula, offers the visitors everything... Everything, except the stress and strain of city life that he or she is trying to escape from. Offers first, quiet and relaxation in an abundance of parks, Municipal or privately owned, but all of them equipped to satisfy any demand placed upon

them. It offers the quiet beauty of forest, stream and lake; and for those recreationally minded it is a case of "you name it, we have it."

Haldimand County can boast of no cities... and is PROUD of that boast. Here you will find rather the warmth and friendliness that is so much a part of the smaller Canadian towns and villages... a traditional

Canadian friendship which says: "Come on in, friend, and set a spell", and yet Haldimand County can offer everything that is needed to please the eye and the heart of everyone who comes in to taste its hospitality.

Haldimand is noted for the quality of its modern grain, dairy and general farming, and yet is not without its industrial

potential. Too, the County road system here offers you highways on par with the Provincial system, no matter in what part of the county you wish to travel. Provincial Highway No. 3 traverses the County from east to west, while Nos. 6, 54 and 56 go north and south. The Dover Road will take the visitor quickly and smoothly from Dunnville to Port Dover cutting off several miles as compared with the same trip over No. 3 Highway. Even township roads are kept in excellent condition for motor travel.

The Grand River offers some 35 miles of truly beautiful scenery and anywhere along its banks the traveller can pause in season to enjoy its boating, water skiing, swimming, fishing, and in fact, any type of water activity he or she might desire. The drive along the river is over smooth highways, quiet and tranquilizing, with an ever-changing scenery, with the suggestion that relaxation is the order of the day, and with ample spots to stop and picnic.

This same variety in scenery is offered in a trip along the north shore of Lake Erie, which also spans the county east to west, and where the road follows for the most part the meandering shoreline of the lake, and offers alternately sandy beach and rugged, rocky shoreline. Both lake and river abound in picnic sites, camp or trailer sites or cottages, whichever suits best your choice, as well as parklands, and other beauty spots to lure you from your car for a quiet ramble through the countryside. Here the city seems aeons away, and peace is part of the picture that is Rural Canada. Here you can spend lazy days; carefree evenings that lead to nights of peaceful and disturbed slumber; and build up memories that will remind you in days to come that tranquility surely abounds, if one but goes to the right place to find it.

JARVIS

The first place you enter, in Haldimand County coming from the West on No. 3 Highway is the Village of Jarvis, situated on the Crossroads of No. 3 and No. 6 Provincial Highways. Here you will begin to sense the atmosphere of friendliness and "red carpet" treatment is extended throughout Haldimand County.

Many places of interest and excitement can be reached in a few minutes drive from these Crossroads. Turning south on No. 6 Highway you drive only eight miles to the great summer resort of Port Dover. Turning north on No. 6 you travel 30 miles to the City of Hamilton, passing through Hagersville and Caledonia, two more of our friendly towns in Haldimand County. Continuing east one mile through the Crossroads and turning south on the Nanticoke Road you travel only a short distance before you see the Jarvis Hereford Farms who have won top honours in both Canada and the United States. Continuing south you will drive along the shores of Lake Erie to the site of

Ontario's new Hydro Station, which when finished, will be one of the largest in Ontario.

Just west is a modern Marina, where country style food is served. Boating and fishing enthusiasts may launch his own, or rent a boat for excellent fishing off the many reefs.

East of the Hydro Station is Haldimand County Park.

HAGERSVILLE

Should you go north of Jarvis on No. 6 Highway, the first village you would come to would be Hagersville, noted for its quarries and its gypsum products. Hagersville is a sports centre both winter and summer and the athletically inclined are never at a loss here. Too, Hagersville can boast of a truly modern hospital, one which while listed an "active" hospital, also has a wing of 15 "chronic" beds. A new technical school has been constructed here. There is an outstanding farmers' market at Hagersville every Wednesday morning — the largest, in fact, in Haldimand County, and on County Road No. 12, near Nelles Corners, is

the Cayuga Raceway for stock car enthusiasts.

CALEDONIA


The town of Caledonia is situated on the Grand River at the junction of Highways No. 6 and No. 54, 12 miles south of Hamilton.

Basically a residential and recreation area, the town draws enthusiasts of boating, water skiing, and fishing throughout the summer months. Twenty acres of parks with facilities for young and old are located along the river, including picnic grounds, wading pools, tennis courts, baseball diamonds and children's playground equipment. An artificial ice arena provides the locale for hockey, figure skating and winter activities.

Caledonia boasts the only Fall Fair in Haldimand County — and one of the larger "small town" fairs in Ontario. Held at the end of September or the beginning of October every year the fair, as may well be imagined, draws a large attendance... the farmers to show their stock and grain, and the townspeople

See Page 30, Col. 4

DOORS AND WINDOWS



PRE-HUNG ALUMINUM DOORS

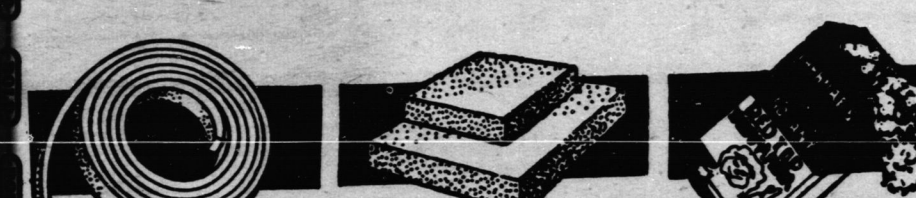
From 29.50

We sell only the best in quality. Lockable sliding windows for controlled draught-free ventilation. Insulation won't mat to offer the best weather-tight protection.

2 CHANNEL ALUMINUM WINDOW

From 12.95

Eliminates draughts positively. Slides easily with no-mat insulation.



WEATHER STRIPPING

Replace old, worn-out stripping now. In rolls from 1/4" width. From

.69

INSULATION

Traps tiny bubbles of air for most effective insulation against heat or cold. 4"x8"x1" . . .

2.19


POURING WOOL

Insulate your home adequately. Warmer in winter, cooler in summer. 20 lb. bag

1.50

RESILIENT FLOOR COVERING from \$1.49 SQ. YD.

CARPETS from \$2.99 Sq. Yd.



BAILEY & LINKLATER
JARVIS 587-2642

The QM III... Economy Champion of farm storage buildings

SEE IT AT THE PLOWING MATCH

The QMIII farm building comes in two clear-span styles; low roof contemporary; or pitched roof for added height inside. Both styles are made from 80,000 p.s.i. steel for strength, durability and resistance to hail damage. Basic size is 40 feet wide, 60 feet long and 14 feet high at the eaves. The QMIII is easy to erect and can be expanded in 20 foot lengths, re-using the end wall. The 4" on 12" pitched roof model has an additional five feet of height at the centre and can be lowered for ventilation.

The QMIII is one of the most versatile buildings for the farm... the unobstructed interior is excellent for storing produce or farm implements and equipment. It will store 11,700 bushels of grain when loaded 1 1/2 feet at the walls. With an optional inexpensive grain kit, each building can be loaded 5 feet at the walls to accommodate the storage of 16,700 bushels.

Our local dealer will explain how you can erect the QMIII yourself, or will arrange construction for you. It is available in a choice of four colours, Light Blue, Mist Green, Briarwood Tan or White as well as galvanized. Why not talk to your local Westeel-Rosco dealer now. You'll like the building and you'll like the price.

WESTEEL-ROSCO

WESTEEL-ROSCO
Westeel-Rosco Limited: Halifax, Quebec, Montreal, Ottawa, Toronto, London, Thunder Bay, Winnipeg, Regina, Saskatoon, Calgary, Edmonton, Vancouver, Fargo, N.D.

WESTEEL-ROSCO LIMITED
105 INDUSTRIAL ROAD - RICHMOND HILL, ONTARIO